FACSIMILE

POCKET ECG — UNIFIED ARRHYTHMIA DIAGNOSTIC SYSTEM

Patient: **Example Patient (M), 69 years**
DOB: 1947-Feb-22 ID: 470222
Phone: 2345612333

eumaco Health Care Systems

Mobile Cardiac Telemetry - End of Study Report

Ordering physician:	**Ordering Physician**
Physician's phone:	+88 003211123
Physician's address:	245 West 207th St.Suite 11A New York, NY 10025 USA
Interpreting physician:	**Interpreting Physician**
Referring physician:	not set
Begin: Jul-22 12:51	End: 2016-Aug-21 12:51
Study duration:	30d 0h 0m (2420640 beats)

Reason: not set

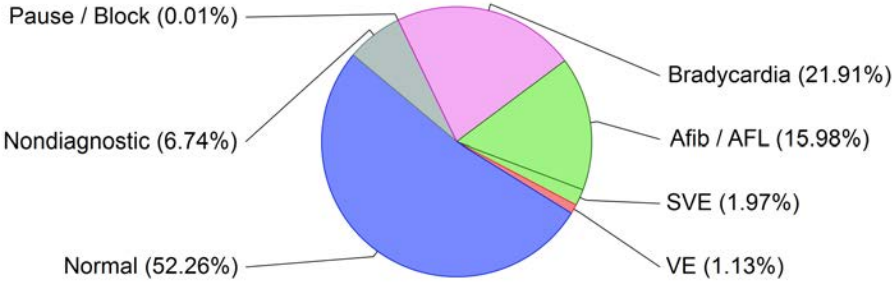

Arrhythmia Summary — ECG Strips

Patient Triggered	**41 events total**	
With symptoms	41 events	
Correlated with arrhythmias	41 events	
Most frequent (26 events)	**Fluttering | Afib / AFL**	page 11
Second frequent (6 events)	Fluttering | Isolated SVE	

Patient Triggered: Fluttering - Afib / AFL - Exercising at 09:07:25 d11

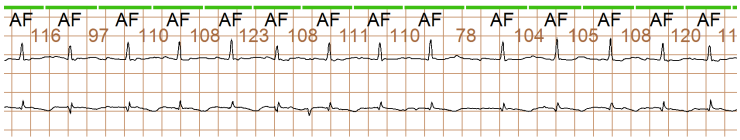

Atrial Fibrillation / Flutter	**15.98 %**	
Fastest minutely rate	118 BPM at 07:50 d6	page 10
Fastest minutely rate (rest)	118 BPM at 07:50 d6	
Average minutely rate	81 BPM	
Longest episode	8h 32m 23s at 21:40 d24	

Fastest minutely AF HR: 118 BPM at 07:50:01 d6

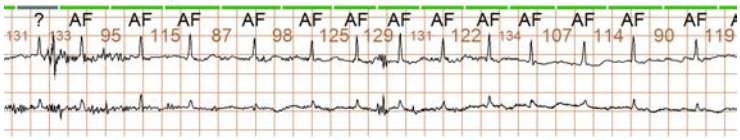

Sinus Rhythm	**52.26 % Normal and 21.91 % Bradycardia**	
Fastest minutely rate	94 BPM at 19:30 d24	page 11
Fastest minutely rate (rest)	92 BPM at 15:47 d22	
Average minutely rate	52 BPM	
Slowest minutely rate	30 BPM at 12:37 d6	

Fastest minutely HR: 94 BPM at 19:30:00 d24

Pause / Block	**<0.01 %**	
Missed Beat	-	
Pause (>2 s)	107 episodes	
Asystole (>3.5 s)	6 episodes	page 12
Slowest Bradycardia N-N	18 BPM at 08:23 d17	

Longest Asystole: 7.7 s at 07:46:55 d29

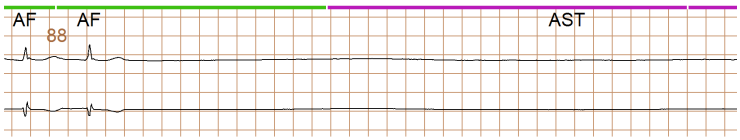

Ventricular	**1.13 %**	page 11
Single | Couplet | Triplet	31017 | 1 | 0 episodes	
Runs (>3 beats)	-	
Longest run	-	
Fastest run	-	

Fastest Ventricular Couplet: 89 BPM at 00:27:40 d7

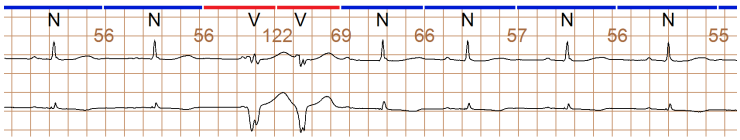

Supraventricular	**1.97 %**	page 10
Single | Couplet | Triplet	56933 | 367 | 0 episodes	
Runs (>3 beats)	-	
Longest run	-	
Fastest run	-	

Fastest Supraventricular Couplet at 08:21:06 d3

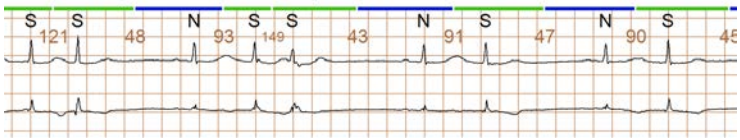

Diagnostic findings

Most frequent symptomatic event: Fluttering during Afib / AFL (26/41 events). Atrial Fibrillation / Flutter with burden 15.98% and fastest minutely rate of 118 BPM (day 6 at 07:50). Sinus Rhythm with burden 74.17% and fastest minutely rate of 94 BPM (day 24 at 19:30). Longest asystole with duration of 7.7 s (day 29 at 07:47). Ventricular ectopy with burden 1.13% and fastest couplet with rate of 89 BPM (day 7 at 00:27). Supraventricular ectopy with burden 1.97% and fastest couplet with rate of 121 BPM (day 3 at 08:21).
Detailed diagnostic notes on page 4.

Physician interpretation

MEDICALgorithmics
ID: 20160722125143_P5342930403073(...), 9.2.54.0 / 10.027-6.09-0500, 2017-Apr-13 16:04, © 2005-2017 MEDICALgorithmics S.A.
Copying permitted by the intended recipient. Any other copying and adapting prohibited under penalty of federal and international law.

FACSIMILE

POCKET ECG UNIFIED ARRHYTHMIA DIAGNOSTIC SYSTEM

Patient: **Example Patient (M), 69 years**
DOB: 1947-Feb-22 ID: 470222
Phone: 2345612333

eumaco Health Care Systems

Rate & Rhythm Distribution

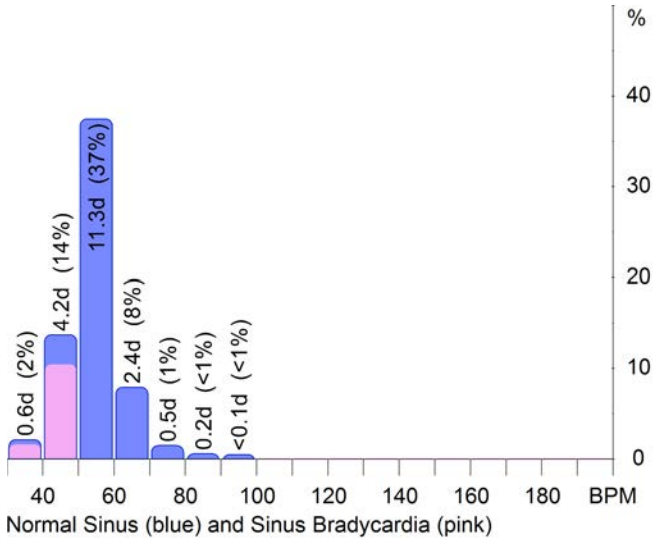

Normal Sinus (blue) and Sinus Bradycardia (pink)

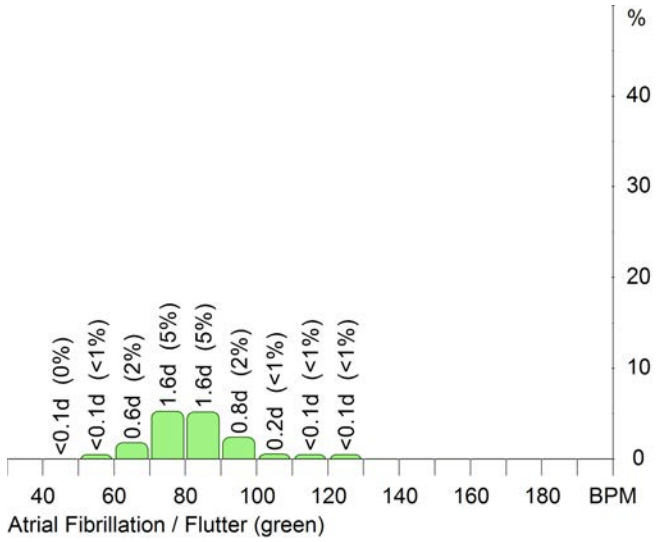

Atrial Fibrillation / Flutter (green)

Patient Triggered Events Distribution

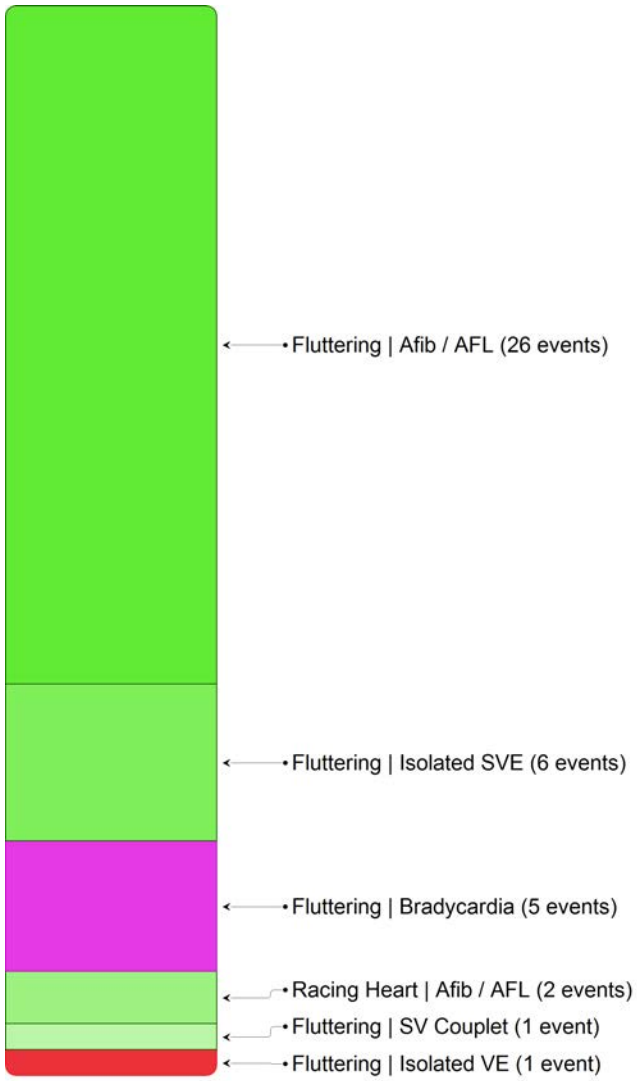

Index of Automatic Arrhythmia ECG Examples

Day 01: Ventricular Bigeminy: 3 cycles → page 10
Day 03: Fastest Supraventricular Couplet → page 10
Day 06: Fastest minutely AF HR: 118 BPM at 07:50:01 d6 → page 10
Day 07: Fastest Ventricular Couplet: 89 BPM → page 11
Day 24: Fastest minutely HR: 94 BPM at 19:30:00 d24 → page 11
Day 29: Longest Asystole: 7.7 s → page 12

Index of Patient Triggered Examples

Day 11: Fluttering | Afib / AFL → page 11
Day 24: Fluttering | Afib / AFL → page 12
Day 28: Fluttering | Afib / AFL → page 12

MEDICALgorithmics ID: 20160722125143_P5342930403073(...), 9.2.54.0 / 10.027-6.09-0500, 2017-Apr-13 16:04, © 2005-2017 MEDICALgorithmics S.A.
Copying permitted by the intended recipient. Any other copying and adapting prohibited under penalty of federal and international law.
www.medicalgorithmics.com

POCKET ECG UNIFIED ARRHYTHMIA DIAGNOSTIC SYSTEM

Patient: **Example Patient (M), 69 years**
DOB: 1947-Feb-22 ID: 470222
Phone: 2345612333

eumaco Health Care Systems

Activity vs Inactivity

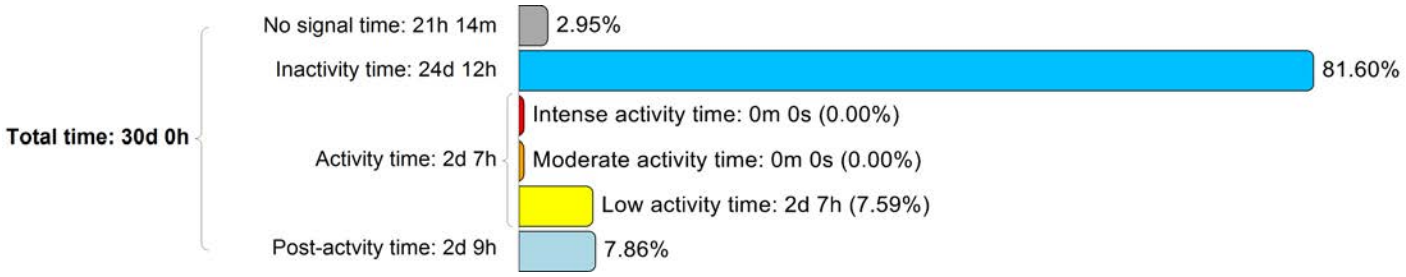

Activity vs Arrhythmia vs Symptoms

Total time: 2d 6h 38m

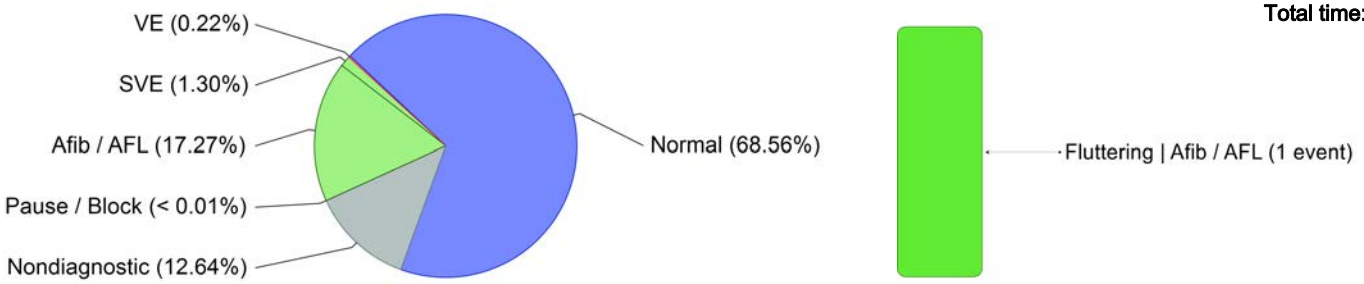

Sinus Rhythm	**68.56 %**	**Atrial Fibrillation / Flutter**	**17.27 %**	**Ventricular**	**0.22 %**
Fastest minutely rate	94 BPM at 19:31 d24	Fastest minutely rate	118 BPM at 07:54 d6	Single | Couplet | Triplet	550 | 0 | 0 episodes
Average minutely rate	62 BPM	Average minutely rate	102 BPM	Runs (>3 beats)	-
Slowest minutely rate	41 BPM at 10:04 d27	Slowest minutely rate	98 BPM at 20:57 d1	Fastest run	-

Post-activity (120s) vs Arrhythmia vs Symptoms

Total time: 2d 8h 36m

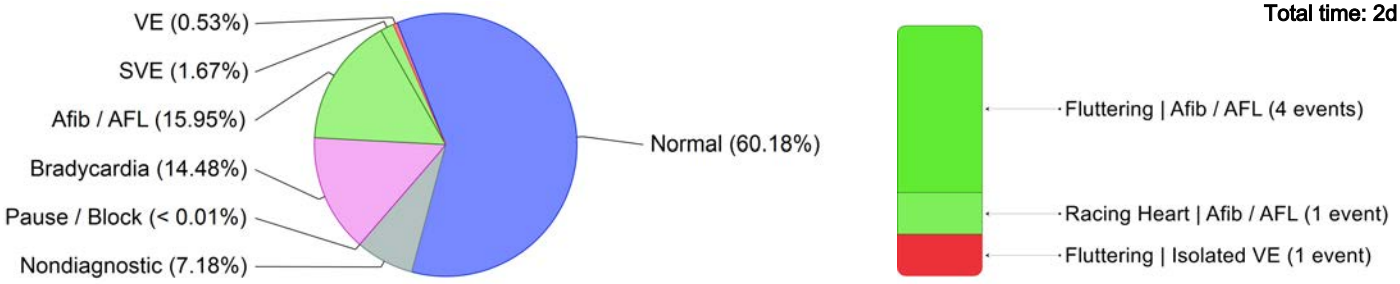

Sinus Rhythm	**74.66 %**	**Atrial Fibrillation / Flutter**	**15.95 %**	**Ventricular**	**0.53 %**
Fastest minutely rate	89 BPM at 18:50 d12	Fastest minutely rate	115 BPM at 10:05 d28	Single | Couplet | Triplet	1300 | 0 | 0 episodes
Average minutely rate	55 BPM	Average minutely rate	87 BPM	Runs (>3 beats)	-
Slowest minutely rate	39 BPM at 07:48 d5	Slowest minutely rate	63 BPM at 09:16 d24	Fastest run	-

Inactivity vs Arrhythmia vs Symptoms

Total time: 24d 11h 31m

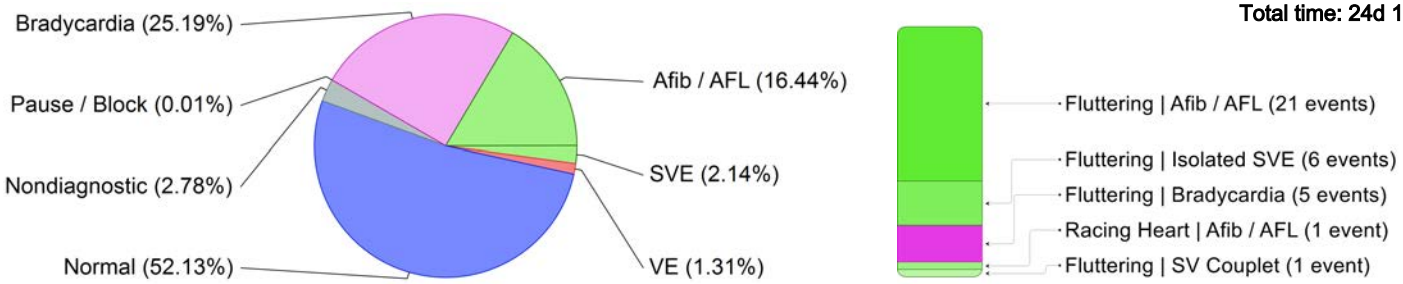

Sinus Rhythm	**77.32 %**	**Atrial Fibrillation / Flutter**	**16.44 %**	**Ventricular**	**1.31 %**
Fastest minutely rate	92 BPM at 15:47 d22	Fastest minutely rate	118 BPM at 07:50 d6	Single | Couplet | Triplet	29167 | 1 | 0 episodes
Average minutely rate	50 BPM	Average minutely rate	83 BPM	Runs (>3 beats)	-
Slowest minutely rate	30 BPM at 12:37 d6	Slowest minutely rate	71 BPM at 20:20 d1	Fastest run	-

MEDICALgorithmics ID: 20160722125143_P5342930403073(...), 9.2.54.0 / 10.027-6.09-0500, 2017-Apr-13 16:04, © 2005-2017 MEDICALgorithmics S.A.
Copying permitted by the intended recipient. Any other copying and adapting prohibited under penalty of federal and international law.
www.medicalgorithmics.com

POCKET ECG UNIFIED ARRHYTHMIA DIAGNOSTIC SYSTEM

Patient: **Example Patient (M), 69 years**
DOB: 1947-Feb-22 ID: 470222
Phone: 2345612333

eumaco Health Care Systems

Atrial Fibrillation / Flutter Details

	Total: 205 episodes	Nighttime (00:00 - 06:00): 26 episodes	Daytime (06:00 - 00:00): 179 episodes
Burden:	**15.98 %**	**13.87 %**	**16.69 %**
Total time:	115h 4m 42s	24h 58m 22s	90h 6m 20s
Longest time:	**8h 32m 23s at 21:40 d24**	**5h 55m 6s**	**5h 42m 39s**
Average time:	0h 33m 40s	0h 48m 19s	0h 26m 28s
Shortest time:	-	0h 0m 2s	-
Fastest minutely rate:	**118 BPM at 07:50 d6**	**105 BPM at 01:23 d31**	**118 BPM at 07:50 d6**
Fastest minutely rate (rest):	**118 BPM at 07:50 d6**	**too short episode**	**118 BPM at 07:50 d6**
Average minutely rate:	81 BPM	78 BPM	82 BPM
Slowest minutely rate:	55 BPM at 09:12 d24	60 BPM at 01:36 d23	55 BPM at 09:12 d24

Sinus Rhythm Details

Burden:	**74.17 %**	**Bradycardia:**	**34229 episodes**	**Pause / Block:**	**113 episodes**
Fastest minutely rate:	94 BPM at 19:30 d24	Longest:	2788 beats at 09:48 d18	Missed Beat:	-
Fastest minutely rate (rest):	92 BPM at 15:47 d22	Slowest N-N:	18 BPM at 08:23 d17	Pause:	107 episodes
Average minutely rate:	52 BPM	Burden:	21.91 %	Asystole:	6 episodes
Slowest minutely rate:	30 BPM at 12:37 d6	Total time:	157h 45m 3s	Longest:	7.69 s at 07:47 d29

Ventricular Details

Total Ventricular Ectopy:	**31019 beats**
Max VE/min:	30 beats at 15:55 d5
Max VE/hour:	1045 beats at 14:00 d20
Ventricular Trigeminy:	**2784 cycles**
Longest:	34 cycles at 07:27 d5
Ventricular Bigeminy:	**10913 cycles**
Longest:	72 cycles at 19:18 d14
Ventricular Couplet:	**1 episodes**
Fastest:	89 BPM at 00:27 d7
Ventricular Triplet:	**-**
Fastest:	-
Ventricular Tachycardia:	**-**
Longest:	-
Fastest:	-
IVR/AIVR:	**-**
Longest:	-
Slowest:	-

Supraventricular Details

Total Supraventricular Ectopy:	**599351 beats (57654 non-AF)**
Max SVE/min:	110 beats at 10:12 d28
Max SVE/hour:	5453 beats at 17:00 d11
Supraventricular Trigeminy:	**6722 cycles**
Longest:	66 cycles at 20:50 d18
Supraventricular Bigeminy:	**17804 cycles**
Longest:	139 cycles at 03:56 d29
Supraventricular Couplet:	**367 episodes**
Fastest:	121 BPM at 08:21 d3
Supraventricular Triplet:	**-**
Fastest:	-
Supraventricular Run:	**-**
Longest:	-
Fastest:	-
Atrial Fibrillation / Flutter:	**205 episodes**
Burden:	15.98 %
Total time:	115h 4m 42s

Detailed Diagnostic Notes

Monitoring started on 2016-Jul-22 at 12:51 and continued for 29 days and 23 hours.

Most frequent symptomatic event: Fluttering during Afib / AFL (26/41 events).

The rhythm was Sinus with burden 74.17%, average minutely rate of 52 BPM, slowest minutely rate of 30 BPM, occurring on day 6 at 12:37 and fastest minutely rate of 94 BPM, occurring on day 24 at 19:30.

The slowest N-N interval within Bradycardia had rate of 18 BPM (3.3s), occurring on day 17 at 08:23. Longest asystole with duration of 7.7 s (day 29 at 07:47).

Ventricular ectopic activity consisted of 31018 episodes, of which 31017 were single, 1 was couplet.

Supraventricular ectopic activity consisted of 57300 episodes, of which 56933 were single, 367 were couplets.

Atrial Fibrillation / Flutter was noted with burden 15.98% and fastest minutely rate of 118 BPM on day 6 at 07:50. The longest episode of Afib / AFL occurred on day 24 at 21:40, lasting 8h 32m.

Fastest ventricular couplet with rate of 89 BPM (day 7 at 00:27).

Fastest supraventricular couplet with rate of 121 BPM (day 3 at 08:21).

ID: 20160722125143_P5342930403073(...), 9.2.54.0 / 10.027-6.09-0500, 2017-Apr-13 16:04, © 2005-2017 MEDICALgorithmics S.A.
Copying permitted by the intended recipient. Any other copying and adapting prohibited under penalty of federal and international law.

FACSIMILE

POCKET ECG — UNIFIED ARRHYTHMIA DIAGNOSTIC SYSTEM

Patient: **Example Patient (M), 69 years**
DOB: 1947-Feb-22 ID: 470222
Phone: 2345612333

eumaco Health Care Systems

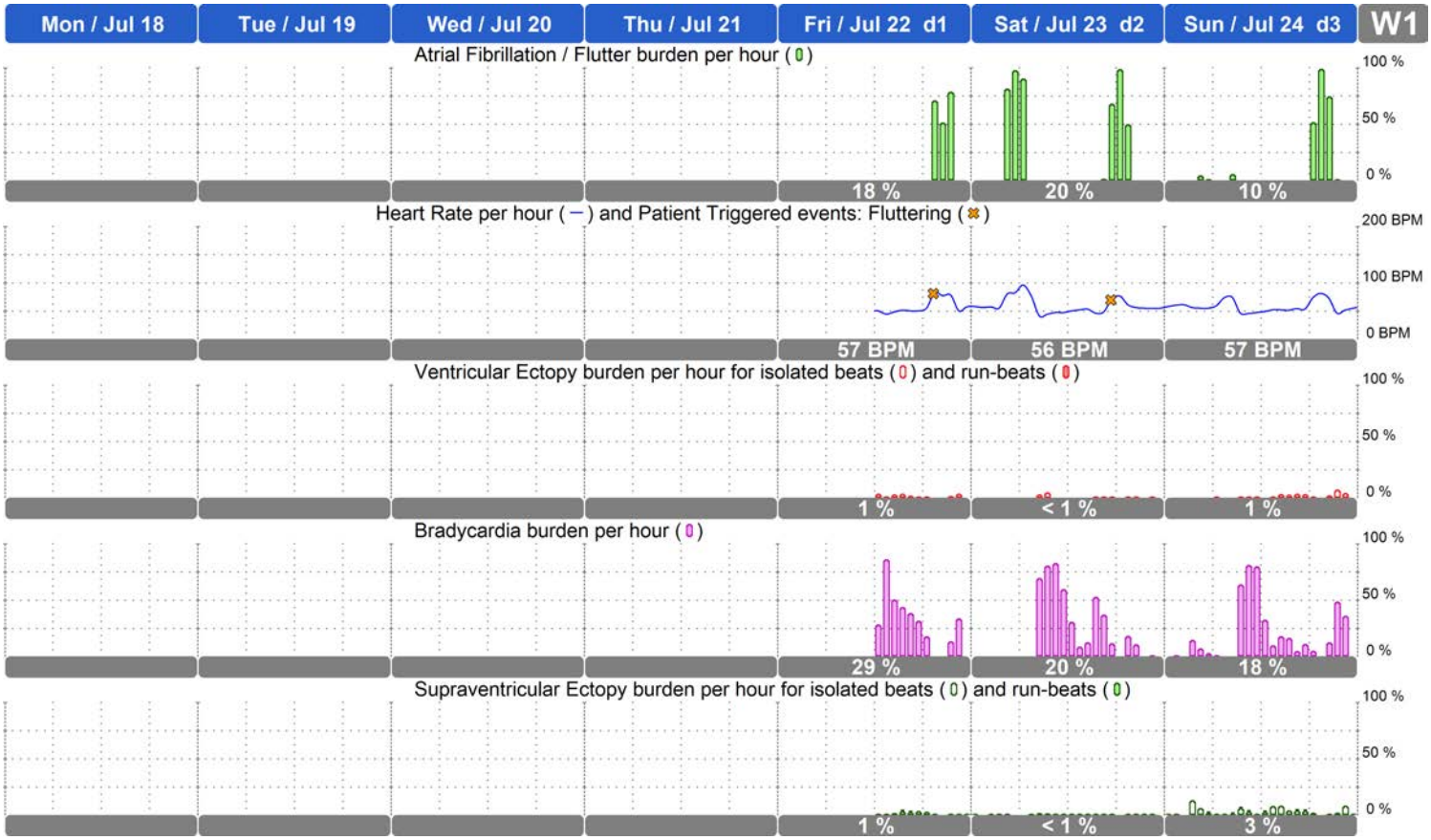

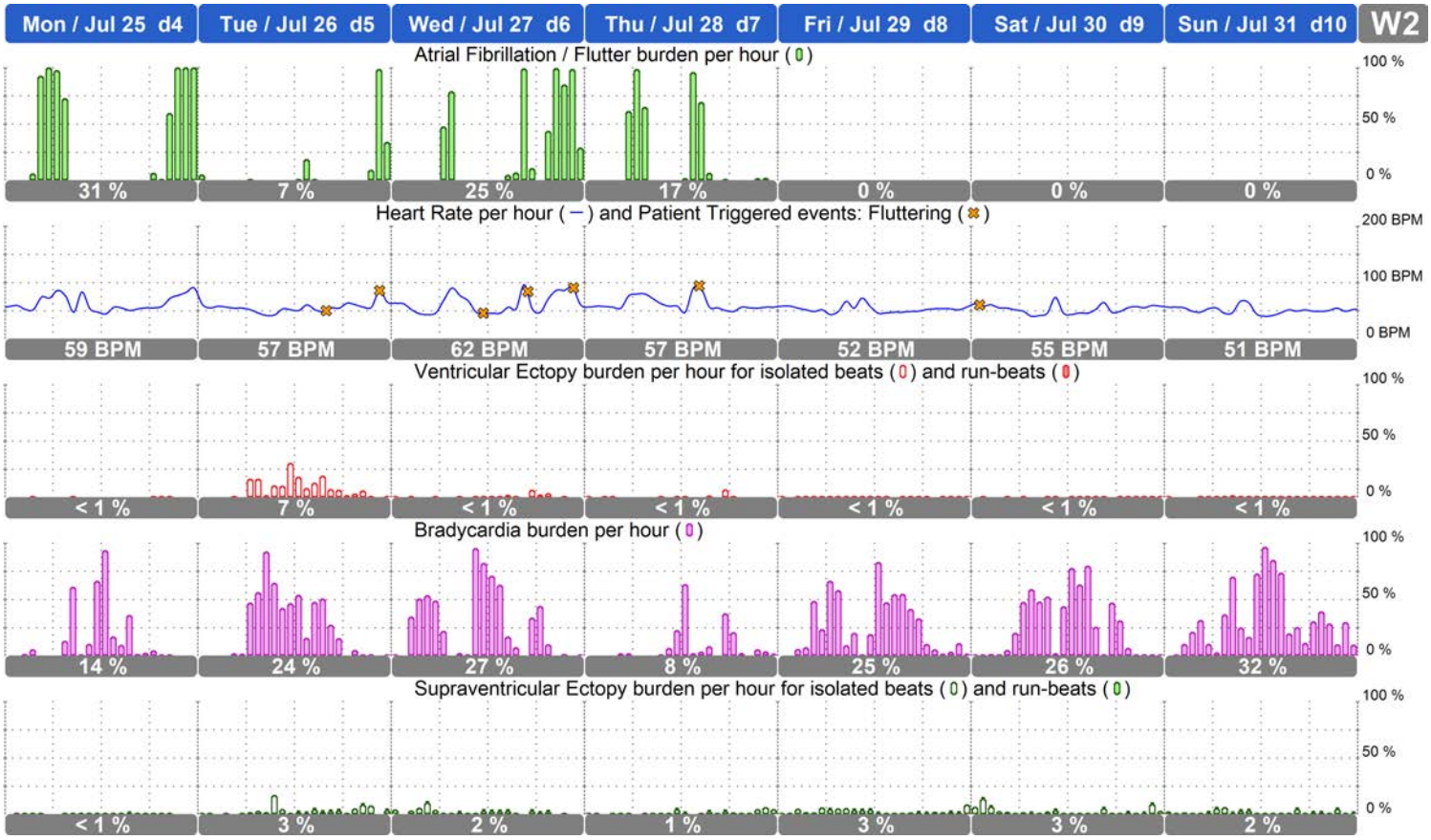

MEDICALgorithmics
ID: 20160722125143_P5342930403073(...), 9.2.54.0 / 10.027-6.09-0500, 2017-Apr-13 16:04, © 2005-2017 MEDICALgorithmics S.A.
Copying permitted by the intended recipient. Any other copying and adapting prohibited under penalty of federal and international law.
www.medicalgorithmics.com

FACSIMILE

POCKET ECG UNIFIED ARRHYTHMIA DIAGNOSTIC SYSTEM

Patient: **Example Patient (M), 69 years**
DOB: 1947-Feb-22 ID: 470222
Phone: 2345612333

eumaco Health Care Systems

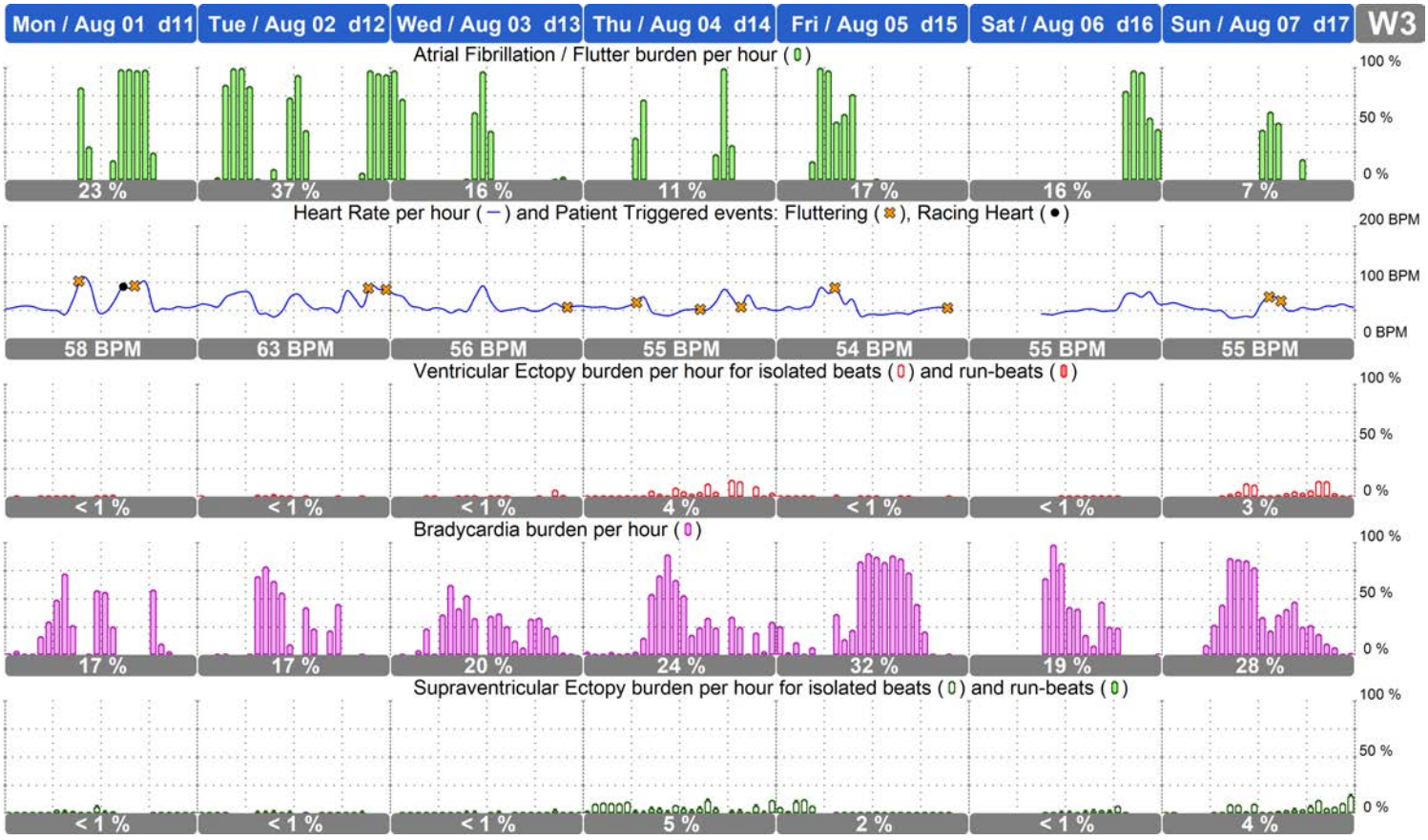

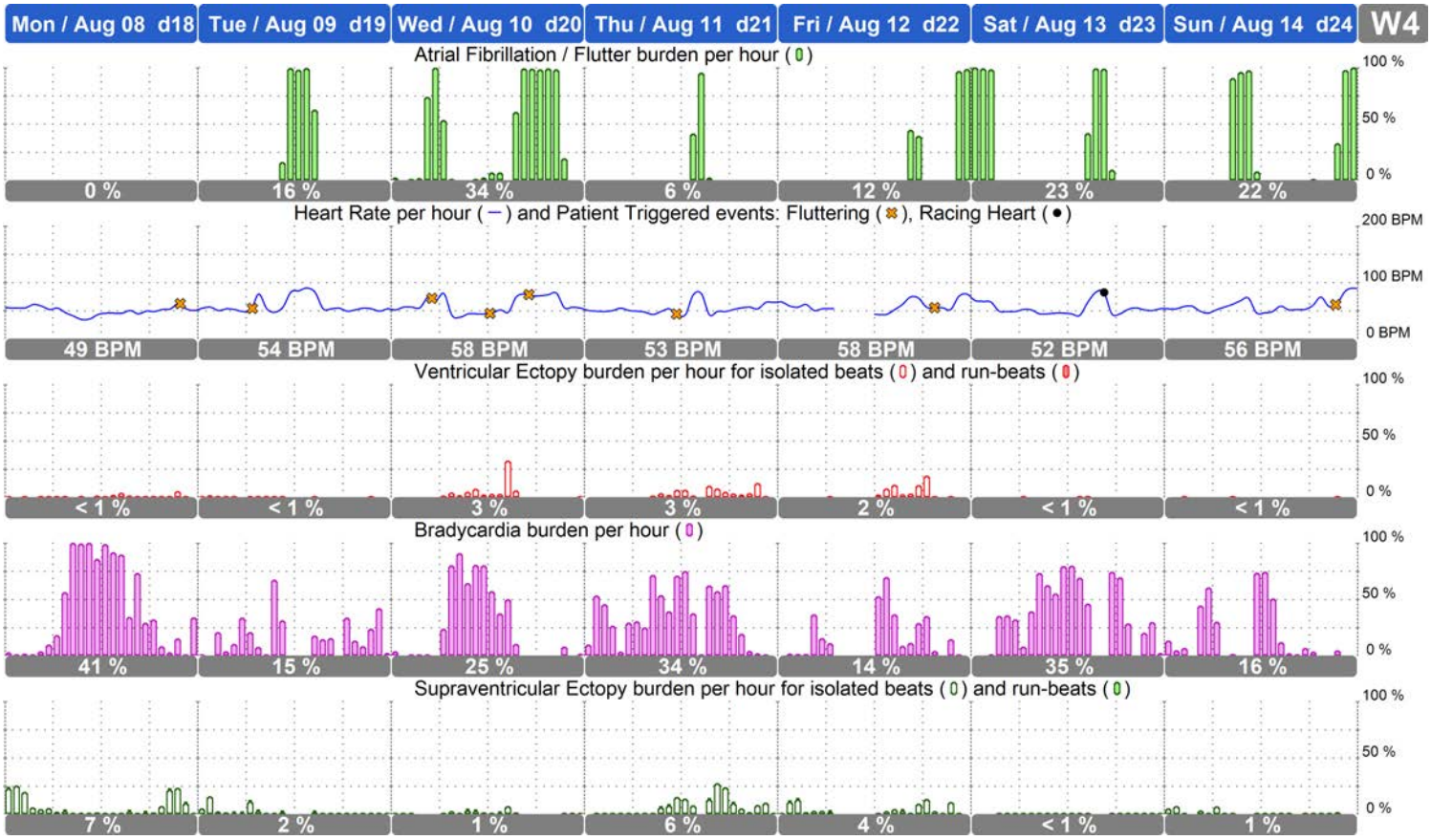

MEDICALgorithmics ID: 20160722125143_P5342930403073(...), 9.2.54.0 / 10.027-6.09-0500, 2017-Apr-13 16:04, © 2005-2017 MEDICALgorithmics S.A.
Copying permitted by the intended recipient. Any other copying and adapting prohibited under penalty of federal and international law.
www.medicalgorithmics.com

FACSIMILE

POCKET ECG UNIFIED ARRHYTHMIA DIAGNOSTIC SYSTEM

Patient: **Example Patient (M), 69 years**
DOB: 1947-Feb-22 ID: 470222
Phone: 2345612333

eumaco Health Care Systems

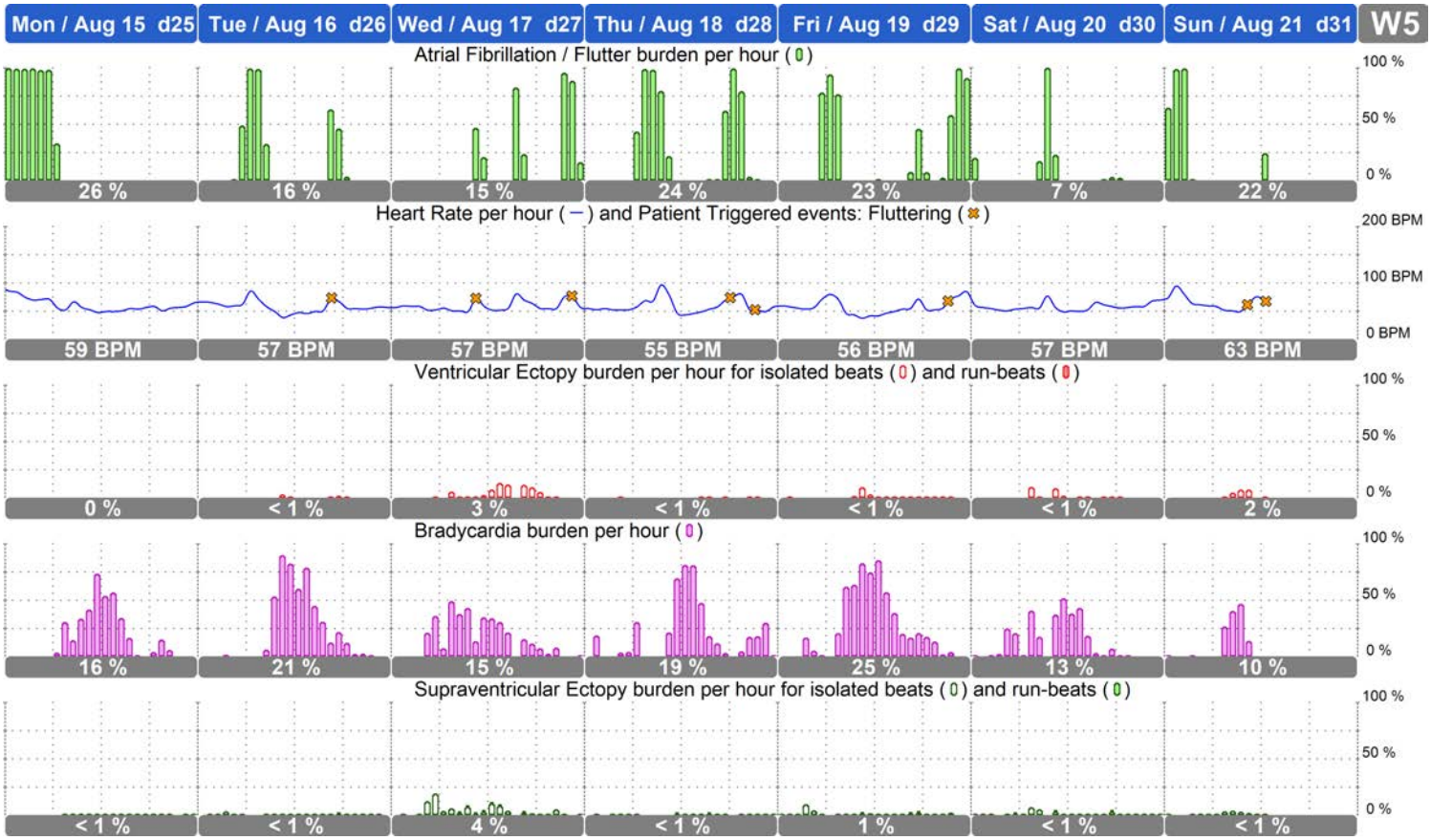

MEDICALgorithmics ID: 20160722125143_P5342930403073(...), 9.2.54.0 / 10.027-6.09-0500, 2017-Apr-13 16:04, © 2005-2017 MEDICALgorithmics S.A.
Copying permitted by the intended recipient. Any other copying and adapting prohibited under penalty of federal and international law.
www.medicalgorithmics.com

FACSIMILE

POCKET ECG — UNIFIED ARRHYTHMIA DIAGNOSTIC SYSTEM

Patient: **Example Patient (M), 69 years**
DOB: 1947-Feb-22 ID: 470222
Phone: 2345612333

eumaco Health Care Systems

Start time	Time	Rate		Ventricular						Supraventricular					
	Total Diagnostic Beats	HR Max Avg Min	Brady Burden Total time Slowest	Total Burden Beats	Single Beats	Couplet Episodes Fastest	Triplet Episodes Fastest	VT Episodes Longest Fastest	(A)IVR Episodes Longest Slowest	Total Burden Beats	Single Beats	Couplet Episodes Fastest	Triplet Episodes Fastest	SVR Episodes Longest Fastest	Afib/AFL Burden Total time Avg rate
12:52 Day 1 Jul 22	11h 8m 10h 11m 37937	102 58 37	28.6 % 3h 11m 23 BPM	1.37 % 685	685	- - -	- - -	- - -	- - -	1.47 % 10243	719	3 101 BPM	- - -	- - -	18.0 % 2h 0m 81 BPM
Day 2 Jul 23	24h 0m 22h 39m 81666	117 59 38	19.8 % 4h 44m 28 BPM	0.35 % 274	274	- - -	- - -	- - -	- - -	0.34 % 23168	312	- - -	- - -	- - -	20.3 % 4h 52m 83 BPM
Day 3 Jul 24	24h 0m 22h 54m 82987	113 57 36	18.5 % 4h 26m 28 BPM	1.20 % 1100	1100	- - -	- - -	- - -	- - -	3.27 % 14156	3083	9 121 BPM	- - -	- - -	9.86 % 2h 22m 81 BPM
Day 4 Jul 25	24h 0m 23h 0m 87236	105 62 39	13.5 % 3h 15m 30 BPM	0.06 % 54	54	- - -	- - -	- - -	- - -	0.18 % 34254	193	1 111 BPM	- - -	- - -	30.6 % 7h 21m 80 BPM
Day 5 Jul 26	24h 0m 23h 31m 82221	99 56 36	23.7 % 5h 42m 28 BPM	7.04 % 6159	6159	- - -	- - -	- - -	- - -	3.01 % 11396	3089	16 117 BPM	- - -	- - -	6.99 % 1h 41m 86 BPM
Day 6 Jul 27	24h 0m 23h 2m 86725	118 61 30	26.5 % 6h 22m 28 BPM	0.72 % 665	665	- - -	- - -	- - -	- - -	2.25 % 33033	1919	31 117 BPM	- - -	- - -	25.1 % 6h 2m 89 BPM
Day 7 Jul 28	24h 0m 22h 53m 86639	113 61 40	7.61 % 1h 50m 28 BPM	0.39 % 352	350	1 89 BPM - -	- - -	- - -	- - -	1.30 % 20916	1195	32 118 BPM	- - -	- - -	16.7 % 4h 1m 87 BPM
Day 8 Jul 29	24h 0m 22h 5m 73619	77 52 39	25.3 % 6h 4m 28 BPM	0.18 % 172	172	- - -	- - -	- - -	- - -	2.64 % 2615	2587	14 89 BPM	- - -	- - -	- - -
Day 9 Jul 30	24h 0m 22h 23m 75027	91 53 35	25.5 % 6h 8m 28 BPM	0.13 % 138	138	- - -	- - -	- - -	- - -	2.76 % 2832	2796	18 98 BPM	- - -	- - -	- - -
Day 10 Jul 31	24h 0m 23h 5m 71594	82 49 37	31.5 % 7h 34m 28 BPM	0.23 % 223	223	- - -	- - -	- - -	- - -	2.04 % 2077	2037	20 94 BPM	- - -	- - -	- - -
Day 11 Aug 01	24h 0m 22h 40m 86732	117 63 32	17.1 % 4h 7m 28 BPM	0.21 % 187	187	- - -	- - -	- - -	- - -	0.88 % 30715	898	9 82 BPM	- - -	- - -	22.7 % 5h 27m 96 BPM
Day 12 Aug 02	24h 0m 22h 22m 89240	110 65 32	17.2 % 4h 8m 24 BPM	0.21 % 208	208	- - -	- - -	- - -	- - -	0.25 % 41978	189	28 116 BPM	- - -	- - -	36.8 % 8h 50m 83 BPM
Day 13 Aug 03	24h 0m 23h 13m 81995	102 57 39	20.0 % 4h 48m 27 BPM	0.36 % 461	461	- - -	- - -	- - -	- - -	0.36 % 18471	331	41 110 BPM	- - -	- - -	15.6 % 3h 45m 84 BPM
Day 14 Aug 04	24h 0m 23h 16m 81931	108 56 38	23.9 % 5h 44m 27 BPM	3.65 % 3440	3440	- - -	- - -	- - -	- - -	5.18 % 17644	4904	37 120 BPM	- - -	- - -	10.9 % 2h 37m 84 BPM
Day 15 Aug 05	24h 0m 21h 7m 70414	116 55 34	32.3 % 7h 45m 28 BPM	0.14 % 122	122	- - -	- - -	- - -	- - -	1.77 % 20644	1789	1 72 BPM	- - -	- - -	16.7 % 4h 1m 82 BPM
Day 16 Aug 06	24h 0m 14h 1m 50007	104 57 41	18.9 % 4h 33m 31 BPM	0.18 % 185	185	- - -	- - -	- - -	- - -	0.81 % 18059	868	7 85 BPM	- - -	- - -	15.5 % 3h 44m 79 BPM
Day 17 Aug 07	24h 0m 23h 15m 80076	101 53 33	28.4 % 6h 49m 18 BPM	3.37 % 2894	2894	- - -	- - -	- - -	- - -	3.92 % 11783	3560	4 116 BPM	- - -	- - -	7.28 % 1h 45m 81 BPM
Day 18 Aug 08	24h 0m 23h 5m 75050	90 49 33	41.2 % 9h 54m 27 BPM	0.84 % 816	816	- - -	- - -	- - -	- - -	6.71 % 6464	6442	11 109 BPM	- - -	- - -	- - -
Day 19 Aug 09	24h 0m 22h 41m 79696	108 57 39	15.4 % 3h 41m 28 BPM	0.31 % 316	316	- - -	- - -	- - -	- - -	2.02 % 20883	2041	13 119 BPM	- - -	- - -	15.6 % 3h 45m 86 BPM
Day 20 Aug 10	24h 0m 23h 9m 83799	105 59 34	24.6 % 5h 54m 28 BPM	2.78 % 2312	2312	- - -	- - -	- - -	- - -	1.03 % 38309	909	4 103 BPM	- - -	- - -	34.3 % 8h 14m 77 BPM
Day 21 Aug 11	24h 0m 22h 25m 74731	99 52 36	34.0 % 8h 9m 27 BPM	2.79 % 2808	2808	- - -	- - -	- - -	- - -	6.32 % 13054	6375	16 110 BPM	- - -	- - -	5.80 % 1h 23m 81 BPM
Day 22 Aug 12	24h 0m 18h 2m 64048	102 58 41	13.8 % 3h 18m 27 BPM	2.49 % 2411	2411	- - -	- - -	- - -	- - -	3.50 % 16064	3206	5 107 BPM	- - -	- - -	11.6 % 2h 47m 79 BPM
Day 23 Aug 13	24h 0m 23h 32m 76263	106 53 38	35.0 % 8h 25m 27 BPM	0.01 % 12	12	- - -	- - -	- - -	- - -	0.17 % 23596	161	- - -	- - -	- - -	22.7 % 5h 28m 73 BPM
Day 24 Aug 14	24h 0m 23h 7m 82605	100 58 37	16.2 % 3h 54m 27 BPM	<0.01% 12	12	- - -	- - -	- - -	- - -	1.11 % 23853	997	- - -	- - -	- - -	21.7 % 5h 13m 75 BPM
Day 25 Aug 15	24h 0m 23h 16m 86184	96 60 42	15.9 % 3h 49m 35 BPM	- - -	-	- - -	- - -	- - -	- - -	0.08 % 28077	76	- - -	- - -	- - -	26.0 % 6h 15m 75 BPM

MEDICALgorithmics ID: 20160722125143_P5342930403073(...), 9.2.54.0 / 10.027-6.09-0500, 2017-Apr-13 16:04, © 2005-2017 MEDICALgorithmics S.A.
Copying permitted by the intended recipient. Any other copying and adapting prohibited under penalty of federal and international law.
www.medicalgorithmics.com

FACSIMILE

POCKET ECG UNIFIED ARRHYTHMIA DIAGNOSTIC SYSTEM

Patient: **Example Patient (M), 69 years**
DOB: 1947-Feb-22 ID: 470222
Phone: 2345612333

eumaco Health Care Systems

Start time	Time	Rate		Ventricular						Supraventricular					
	Total	HR	Brady	Total	Single	Couplet	Triplet	VT	(A)IVR	Total	Single	Couplet	Triplet	SVR	Afib/AFL
	Diagnostic	Max	Burden	Burden	Beats	Episodes	Episodes	Episodes	Episodes	Burden	Beats	Episodes	Episodes	Episodes	Burden
	Beats	Avg	Total time	Beats		Fastest	Fastest	Longest	Longest	Beats		Fastest	Fastest	Longest	Total time
		Min	Slowest					Fastest	Slowest					Fastest	Avg rate
Day 26	24h 0m	100	20.7 %	0.20 %	160	-	-	-	-	0.29 %	251	1	-	-	16.3 %
	23h 41m	57	4h 58m					-	-					-	3h 54m
Aug 16	82122	35	30 BPM	160		-	-	-	-	17878		102 BPM	-	-	78 BPM
Day 27	24h 0m	103	15.4 %	2.82 %	2379	-	-	-	-	3.68 %	3419	26	-	-	15.5 %
	23h 4m	58	3h 42m					-	-					-	3h 43m
Aug 17	84176	38	27 BPM	2379		-	-	-	-	20700		111 BPM	-	-	80 BPM
Day 28	24h 0m	117	19.0 %	0.04 %	42	-	-	-	-	0.14 %	154	2	-	-	24.4 %
	22h 44m	58	4h 34m					-	-					-	5h 51m
Aug 18	83469	39	21 BPM	42		-	-	-	-	26708		110 BPM	-	-	78 BPM
Day 29	24h 0m	103	24.9 %	0.75 %	852	-	-	-	-	1.09 %	1144	4	-	-	23.3 %
	23h 22m	57	5h 59m					-	-					-	5h 35m
Aug 19	82193	30	28 BPM	852		-	-	-	-	26764		113 BPM	-	-	79 BPM
Day 30	24h 0m	102	12.7 %	0.89 %	893	-	-	-	-	0.94 %	829	14	-	-	6.88 %
	23h 9m	56	3h 3m					-	-					-	1h 39m
Aug 20	79241	38	29 BPM	893		-	-	-	-	8532		111 BPM	-	-	80 BPM
Day 31	12h 52m	105	9.90 %	1.50 %	687	-	-	-	-	0.96 %	444	-	-	-	22.0 %
	12h 24m	64	1h 16m					-	-					-	2h 50m
12:52	49221	39	30 BPM	687		-	-	-	-	14485		-	-	-	86 BPM
Total	720h 0m	118	21.9 %	1.13 %	31017	1	-	-	-	1.97 %	56917	367	-	-	16.0 %
	673h 19m	57	157h 45m					-	-					-	115h 5m
	2388844	30	18 BPM	31019		89 BPM	-	-	-	599351		121 BPM	-	-	81 BPM

MEDICALgorithmics ID: 20160722125143_P5342930403073(...), 9.2.54.0 / 10.027-6.09-0500, 2017-Apr-13 16:04, © 2005-2017 MEDICALgorithmics S.A.
Copying permitted by the intended recipient. Any other copying and adapting prohibited under penalty of federal and international law.
www.medicalgorithmics.com

POCKET ECG UNIFIED ARRHYTHMIA DIAGNOSTIC SYSTEM

Patient: **Example Patient (M), 69 years**
DOB: 1947-Feb-22 ID: 470222
Phone: 2345612333

eumaco Health Care Systems

ECG Examples

Ventricular Bigeminy: 3 cycles

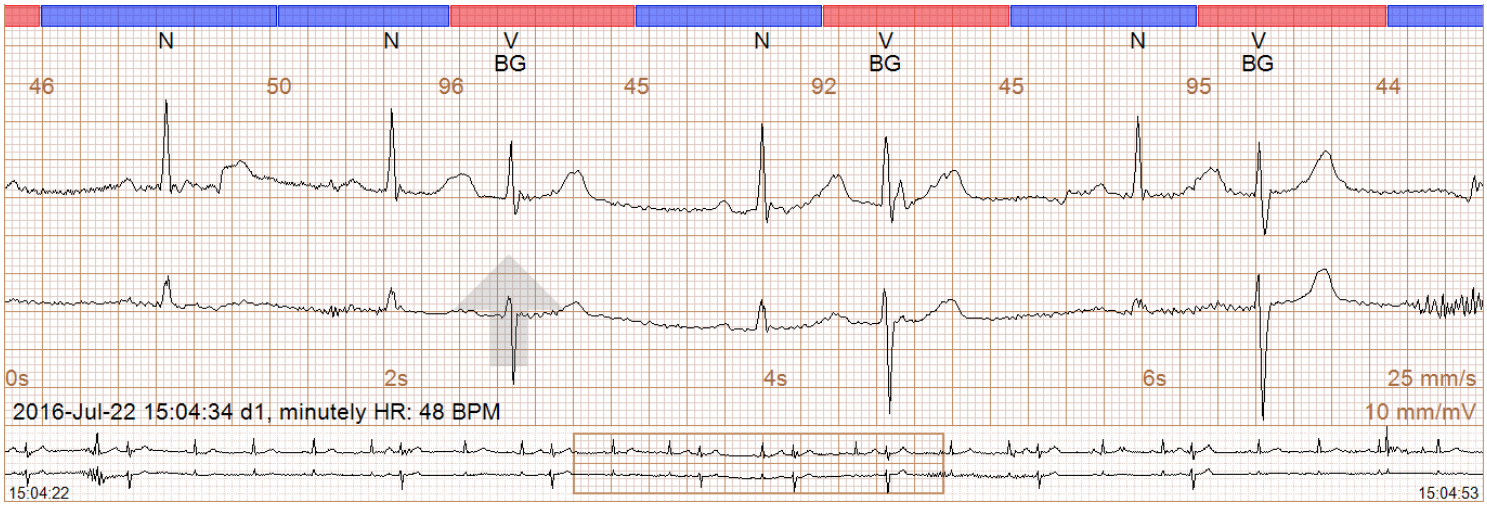

Fastest Supraventricular Couplet

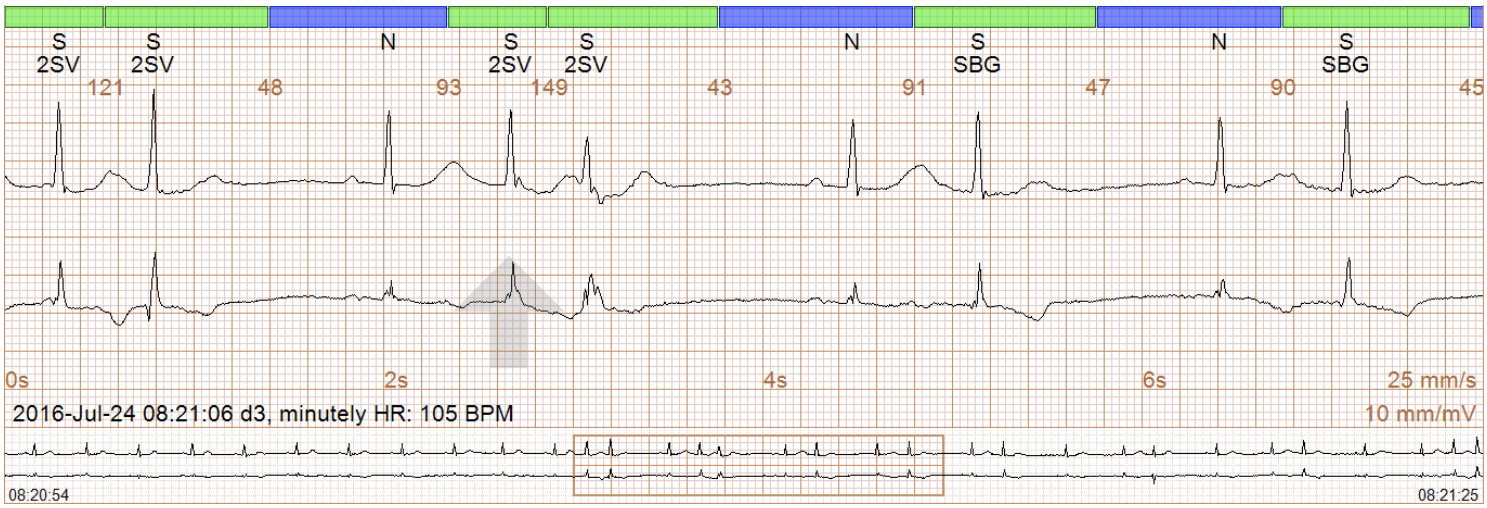

Fastest minutely AF HR: 118 BPM at 07:50:01 d6

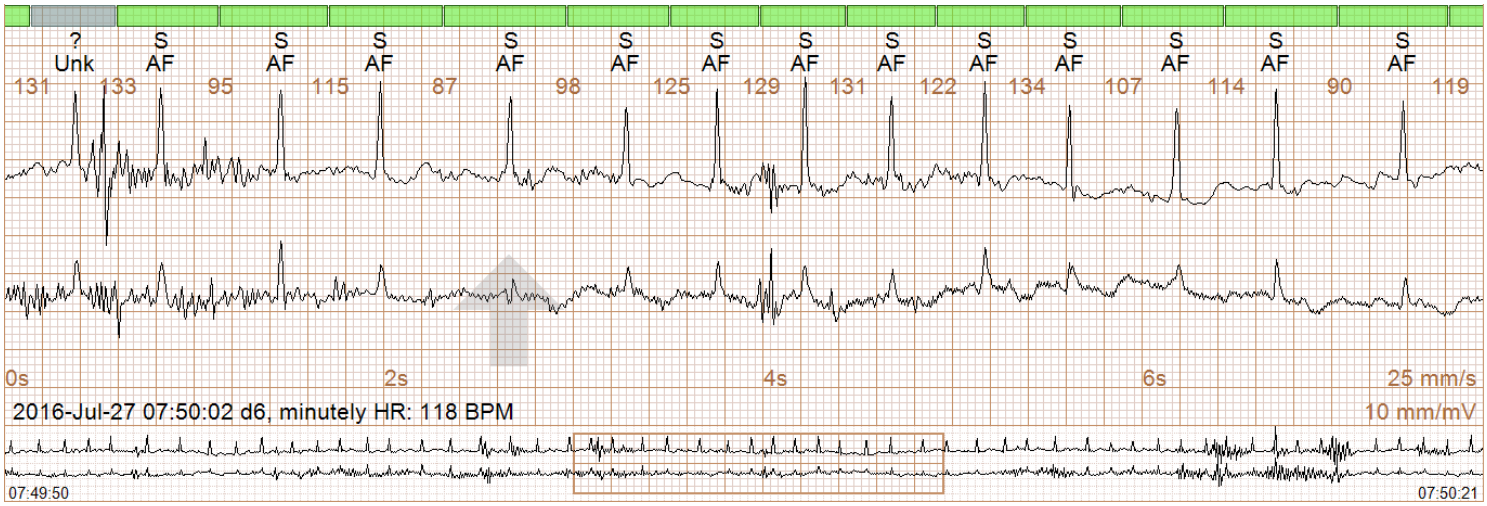

MEDICALgorithmics ID: 20160722125143_P5342930403073(...), 9.2.54.0 / 10.027-6.09-0500, 2017-Apr-13 16:04, © 2005-2017 MEDICALgorithmics S.A.
Copying permitted by the intended recipient. Any other copying and adapting prohibited under penalty of federal and international law.
www.medicalgorithmics.com

POCKET ECG UNIFIED ARRHYTHMIA DIAGNOSTIC SYSTEM

Patient: **Example Patient (M), 69 years**
DOB: 1947-Feb-22 ID: 470222
Phone: 2345612333

eumaco Health Care Systems

ECG Examples

Fastest Ventricular Couplet: 89 BPM

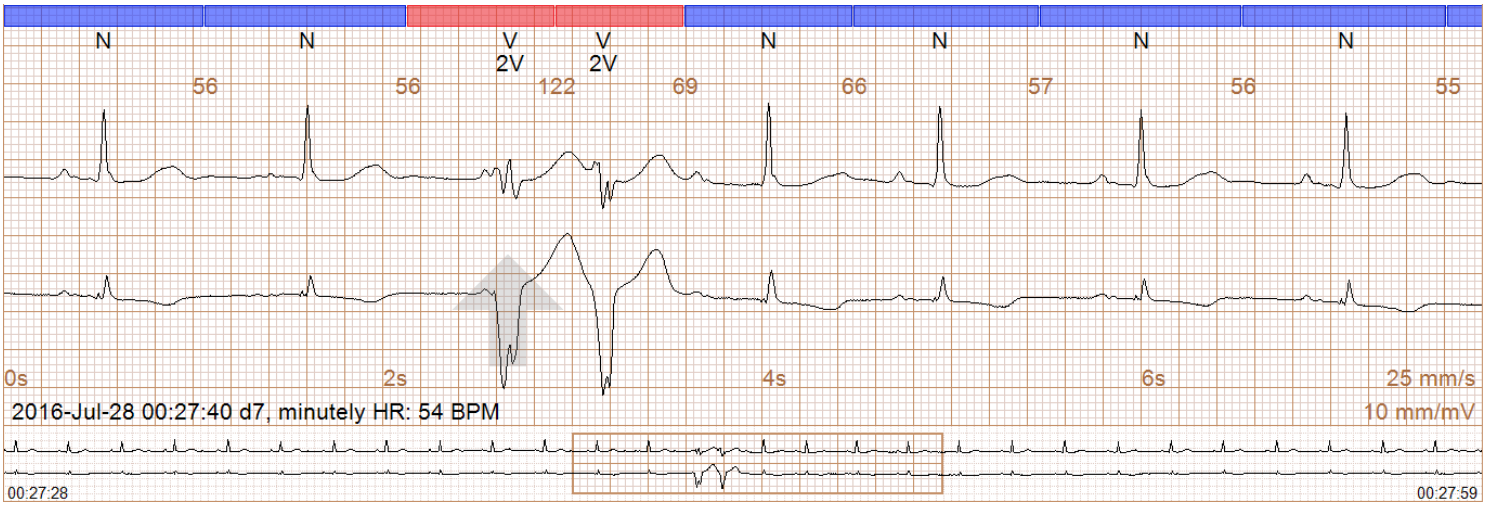

Patient Triggered: Fluttering - Afib / AFL - Exercising - Afib / AFL with max minutely HR: 108 BPM

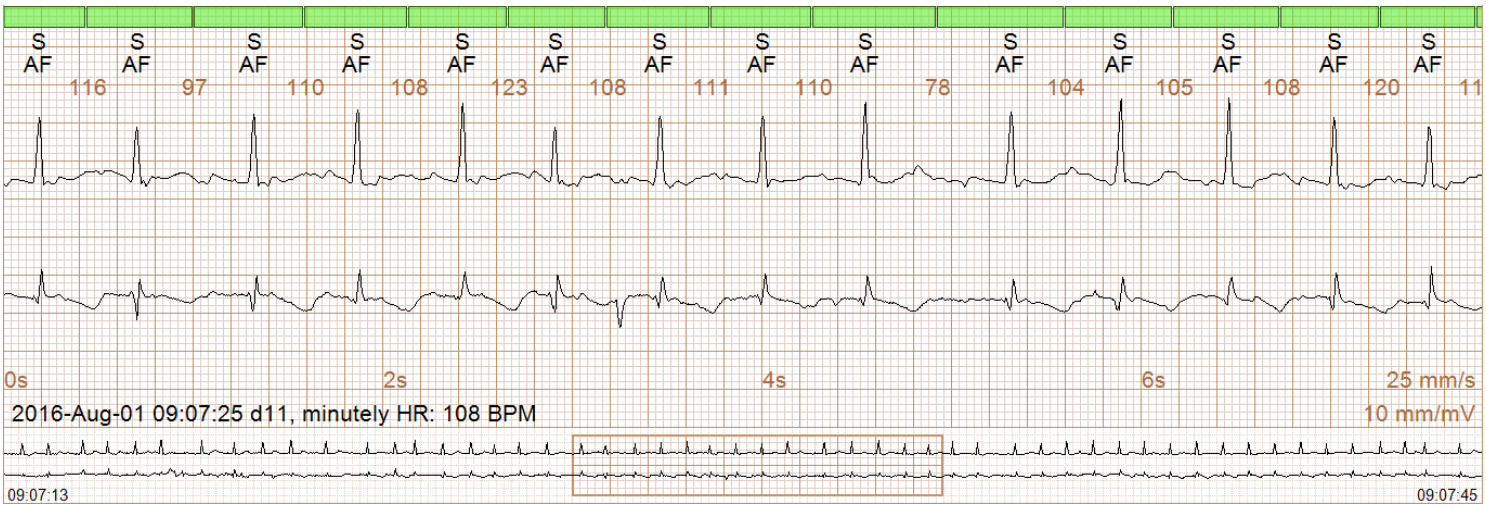

Fastest minutely HR: 94 BPM at 19:30:00 d24

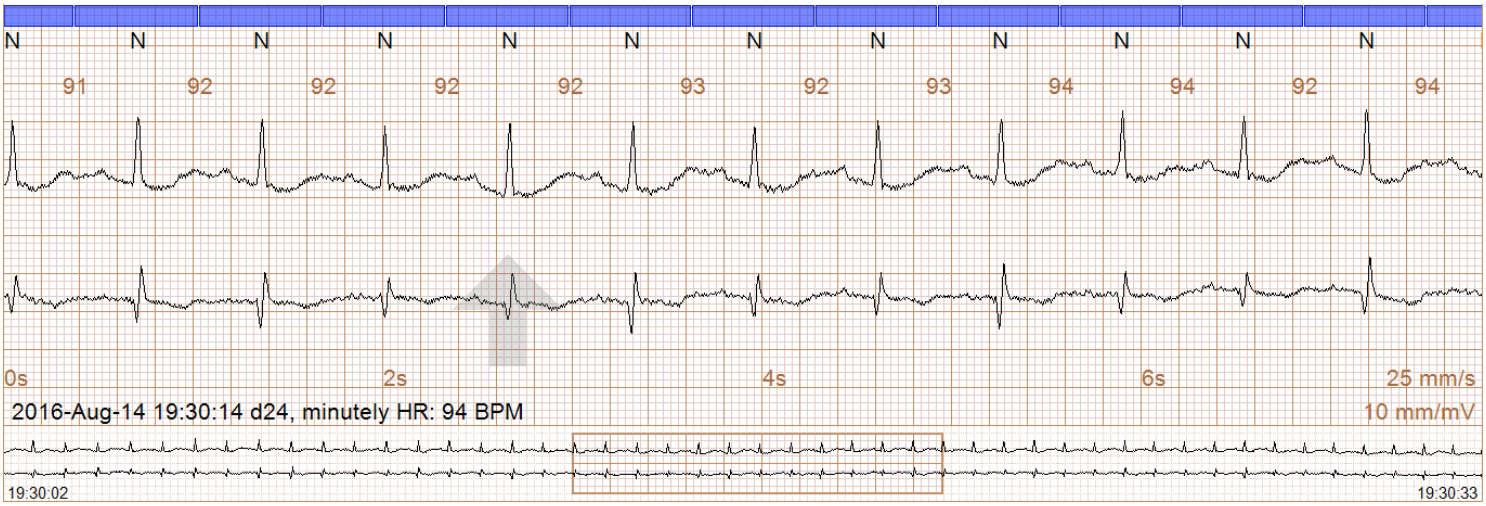

MEDICALgorithmics ID: 20160722125143_P5342930403073(...), 9.2.54.0 / 10.027-6.09-0500, 2017-Apr-13 16:04, © 2005-2017 MEDICALgorithmics S.A.
Copying permitted by the intended recipient. Any other copying and adapting prohibited under penalty of federal and international law.
www.medicalgorithmics.com

POCKET ECG UNIFIED ARRHYTHMIA DIAGNOSTIC SYSTEM

Patient: **Example Patient (M), 69 years**
DOB: 1947-Feb-22 ID: 470222
Phone: 2345612333

eumaco Health Care Systems

ECG Examples

Patient Triggered: Fluttering - Afib / AFL - Resting - Afib / AFL with max minutely HR: 97 BPM

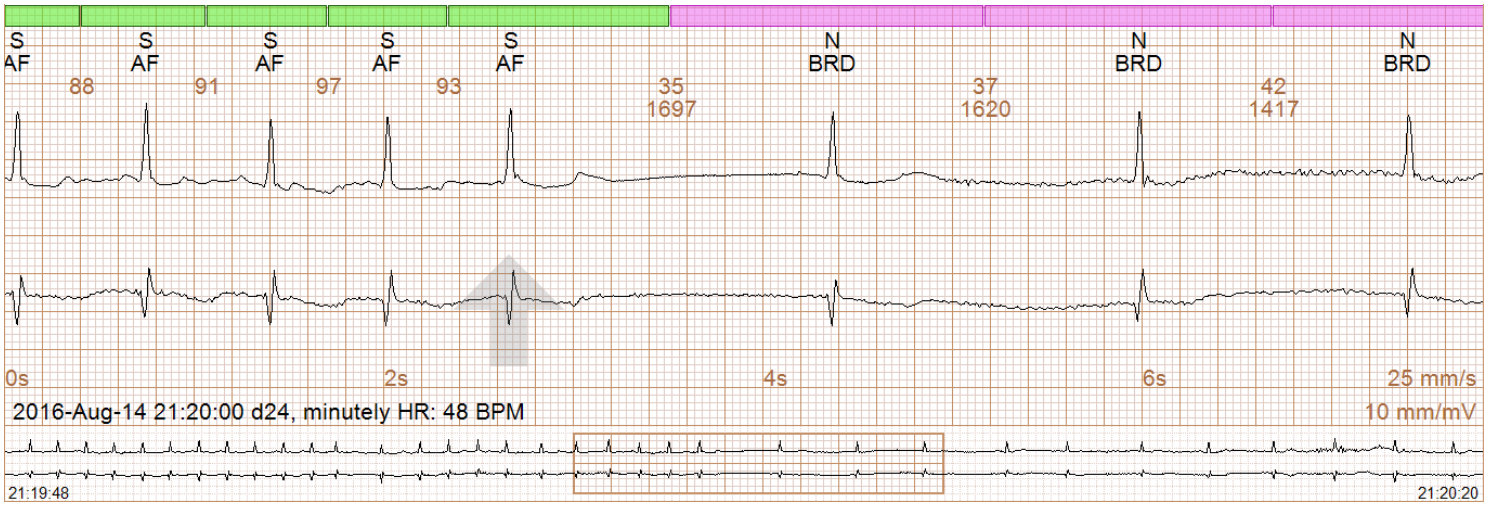

Patient Triggered: Fluttering - Afib / AFL - Resting - Afib / AFL with max minutely HR: 90 BPM

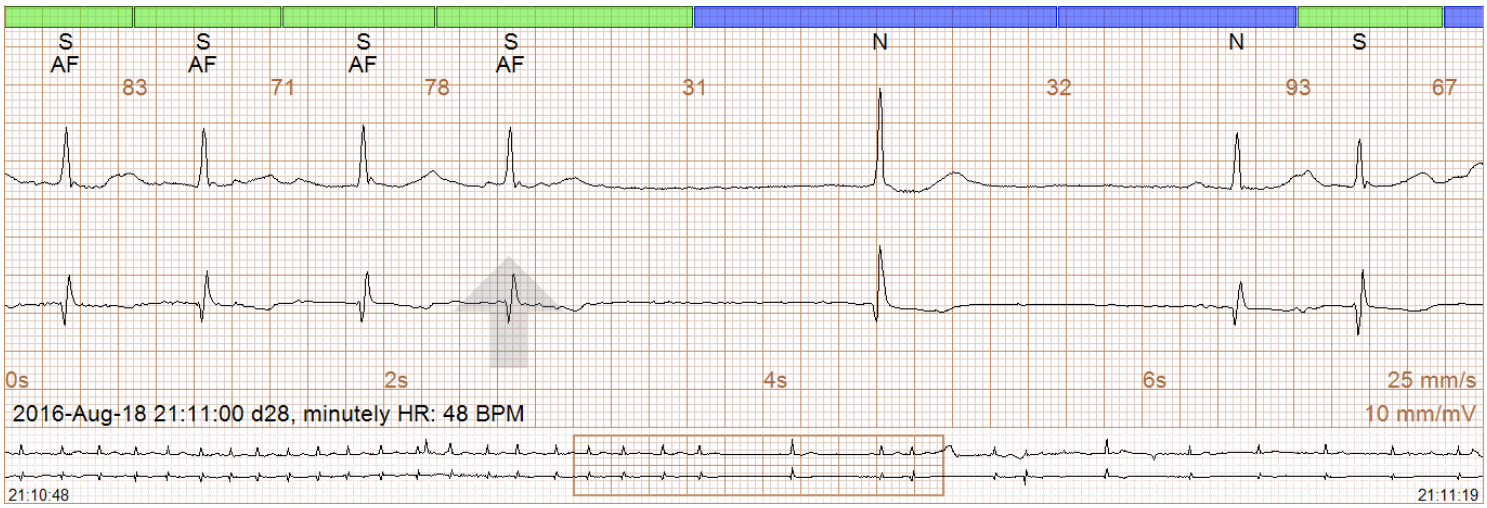

Longest Asystole: 7.7 s

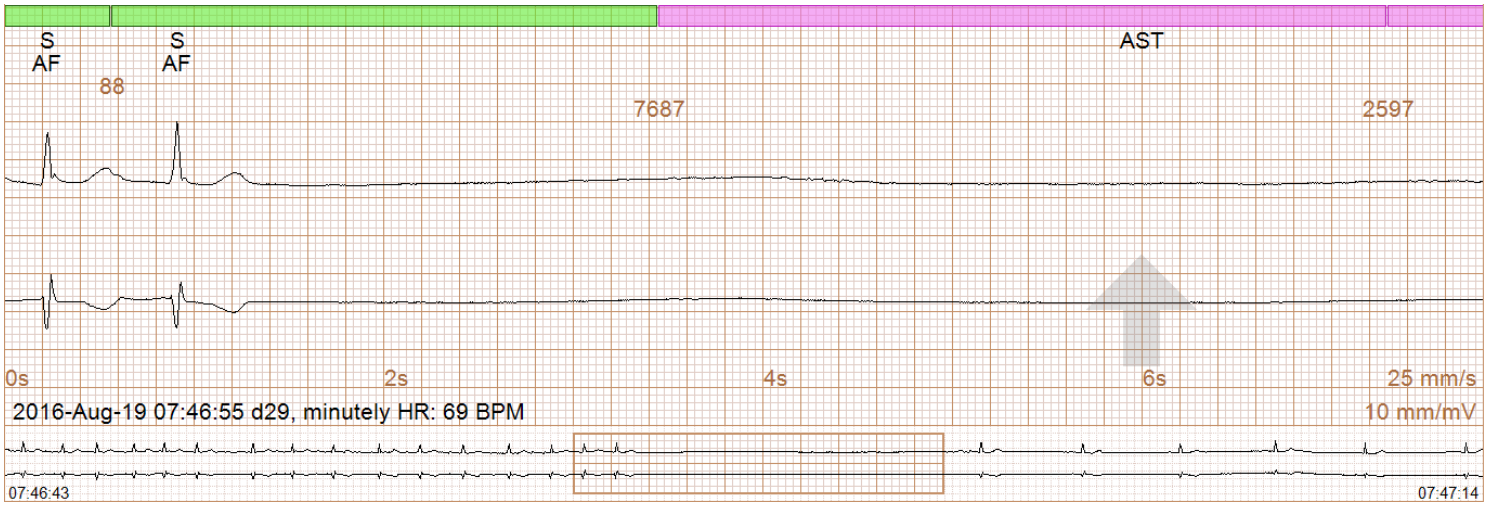

MEDICALgorithmics ID: 20160722125143_P5342930403073(...), 9.2.54.0 / 10.027-6.09-0500, 2017-Apr-13 16:04, © 2005-2017 MEDICALgorithmics S.A.
Copying permitted by the intended recipient. Any other copying and adapting prohibited under penalty of federal and international law.
www.medicalgorithmics.com